

# Carnarvon School of the Air 2023 Annual Report



## **The School**

CSOTA provides quality education for students on remote pastoral stations and tourist locations within a 500km radius of Carnarvon that are beyond the reach of normal education services. Daily online lessons, online learning systems, postal schooling programs, home tutor support, camps, musters, assemblies, seminars, teacher visits, email and phone contact are all essential components in providing effective education to students in these isolated locations. CSOTA has a strategic focus on Number, STEM (Science, Technology, Engineering and Mathematics) early childhood development, physical fitness, and skills. This is supported by programs including: sporting schools, LOTE lessons, music tuition, PEAC extension and Students at Educational Risk programs. CSOTA has an onsite classroom with various curriculum and ICT resources and a multi-mode library. [Visit the school website.](#) Or <https://www.facebook.com/CarnarvonSOTA>

## **From the Principal**

We have had numerous highlights for 2023. Canberra Camp was a major feature of the year, and a camp Carnarvon School of the Air is keen to see continue. We also had our Home Tutors Seminar face to face which was certainly more personalised than over Zoom. Sports Camp, SOTA Muster, Sports and activity day, Presentation and our Mini Musters were all well attended.

The Home Visit Program continued with each family receiving two home visits and teachers working online with our travelling families. With all these additional educational events and activities our students certainly benefited socially and educationally.

The school year began with 53 students and finished with 44 students. Three teachers will not return for 2024.

During 2023 CSOTA experienced a large influx in families that were travelling for short periods of time. This impacted our transiency rates and our school data.

Our families use satellite technologies to access student lessons. Most of our families utilise the National Broadband Network. Students still experience the usual satellite delays and dropouts but have learned to take these in their stride.

Max Gronwald  
Principal

## From the School Council Chair

2023 has been a wonderful time for our families at Carnarvon School of the Air. We have gained some amazing teachers, been on some life changing camps, had great success in the sporting realm, welcomed some new home tutors and gained and said farewell to some incredible families. These things aren't possible without all the dedication from our Principal, Max, the heartbeat Rachel, and the core teachers that work effortlessly to give our children the best resources and opportunities that they can.

Our biggest achievement for the year would have to be the undertaking and success of sending 7 students, 2 teachers and 1 parent to Canberra. They experienced a diverse range of exciting excursions covering civics and citizenship, history and heritage, art, science, the environment, and culture. The students were involved in educational tours and facilitated programs whilst visiting a range of places such as Parliament House, Australian War Memorial, National Electoral Education Centre, Australian Institute of Sport, National Gallery of Australia and Questacon. Our hope was for our students to develop a deeper understanding of how we are governed, how laws are made, electoral processes and rights, Australian 2 identity, history, and heritage and so much more. The highlight was definitely the visit to the snow and spending quality time with their peers and teachers.

These camps can only proceed through the amazing fundraising efforts of current and previous P&C members who commit so much in order to give remote children the same opportunities as other children around Australia.

By all accounts the in-town school and sporting days were also a huge success. It is a credit to the teachers and families who make the effort to bring their children in to experience these opportunities.

The year also saw some very well-loved teachers step up to full time roles to help get us through some tricky staff shortages and welcome in some new dedicated teachers. We know how fortunate we are to have such a good backbone to keep our incredible school not just ticking along but thriving.

The school council looks forward to working together with our families and community to make 2024 another successful school year.

Thank you,  
Dannielle Ackroyd

## Our Mission

We equip students to achieve their potential and contribute positively to society by providing relevant and engaging learning programs within a supportive and encouraging learning environment, preparing each student with the necessary academic, physical, social and emotional skills, understandings and values.

## SCHOOL VISION

Carnarvon School of the Air seeks to empower students to develop independence and resilience in a diverse learning environment. Through an inclusive and collaborative approach to educational growth, we instill a culture of high expectations while creating contemporary opportunities for students to become life-long learners.

## Staff

	Title	Number	FTE (Full Time equivalent)
Administration Staff	Principal	1	1
Teaching Staff	Teachers	6	5.4
School Support Staff (Clerical/Administrative)	Manager Corporate Services	1	1
School Support Staff (Non-Teaching)	Cleaner	1	0.3
School Support Staff (Non-Teaching)	Education Assistant	1	0.4
Total		10	8.1

## **Staff Retention**

Mr. Max Gronwald - Principal

Mrs. Rachel Johnson - Manager Corporate Services

Miss Abbie Connell - ECE teacher

Mr. Joel Hart - Senior Classroom Teacher

Mrs. Penelope Gray - Senior Classroom Teacher

Mrs. Tammy Bumbak - Senior Classroom Teacher

Mr. Stephen Carter-- Senior Classroom Teacher

Ms. Donna Goodman - Art Teacher

Janice Williams - Cleaning.

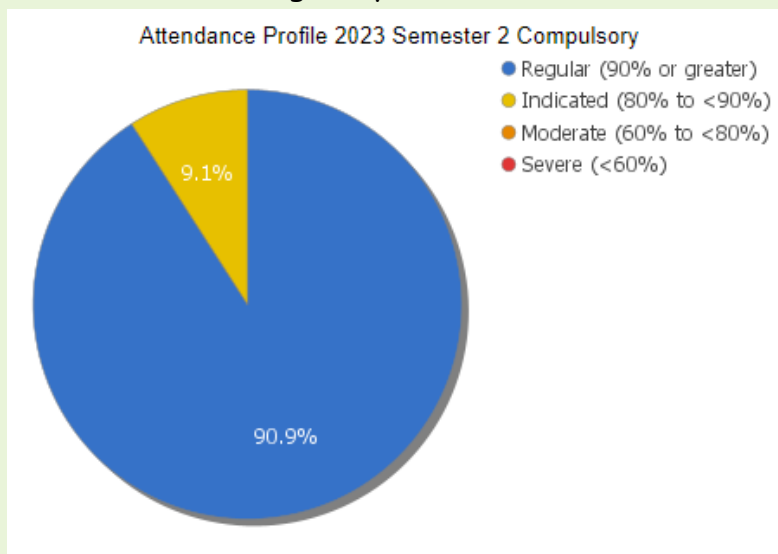
Mary Geyer- Education Assistant

## Staff Qualifications

All Teaching Staff met the professional requirements to teach in Western Australian public schools and can be found on the public register of teachers of the Teacher Registration Board of Western Australia. To maintain the professional standard Teaching and non-teaching Staff engaged in professional learning activities according to performance management plans and School/DOE priorities. There were many courses that teachers took throughout 2023. Some of these were InitialLit, MultiLit, Spell-It, Teachwell, Panel Training, and First Aid. The average expenditure per person on professional learning was \$1060.73 this year.

## Student Attendance

All our students regularly attended school in 2023 with 90% or greater attending 100%



At Carnarvon SOTA, attendance is determined via contact with students such as email, phone, online lessons (Air Lessons) and completed student learning material submitted. Informing the Teacher when unable to attend online lessons due to location related issues were regarded as explained absence. Not informing the Teacher regarding non-attendance was an unexplained absence. Attendance was recorded daily.

## Transiency

Since COVID 19 our school transiency rate has gone from 33.3% in 2019 to 90.5% in 2023.

It is anticipated this rate will decline in 2024.

Student Transiency	2023	90.5%
	2019	33.3%



## **English**

Carnarvon SOTA has a whole school writing strategy as part of its Literacy Focus for 2023. Teaching strategies, assessments and programs have been implemented to support English. Student progress in 2023 has shown a positive trend due to several interventions including Brightpath, Talk for Writing (ECE) and Seven Steps to assist in raising our students' writing skills and standards across all year levels. Our students on IEP's continue to make progress however in some instances will not attain the minimum standard due to developmental constraints.

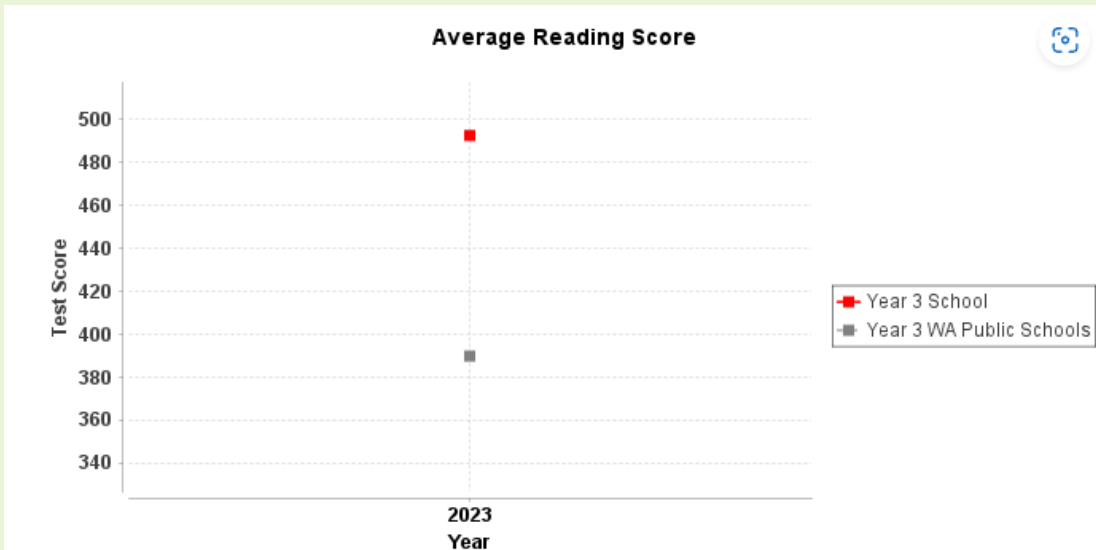
## **Student Achievement**

It is important to note only 1 student sat year 5 NAPLAN testing in 2023. Due to this no NAPLAN results will be entered for year 5.

Parents / Home Tutors are highly involved implementing learning programs in isolated locations. Carnarvon SOTA worked closely with families to deliver the best educational service in 2023. Data was also gathered at the school level. Regular phone calls, emails, and the annual Home Tutors Seminar were prime opportunities to gain feedback from Parents, Students and Teachers about how effective CSOTA was operating and how we can all continue to improve. All camps and home visits were completed during the year with the Home Visit Program being completed by week 5 in Term 4.

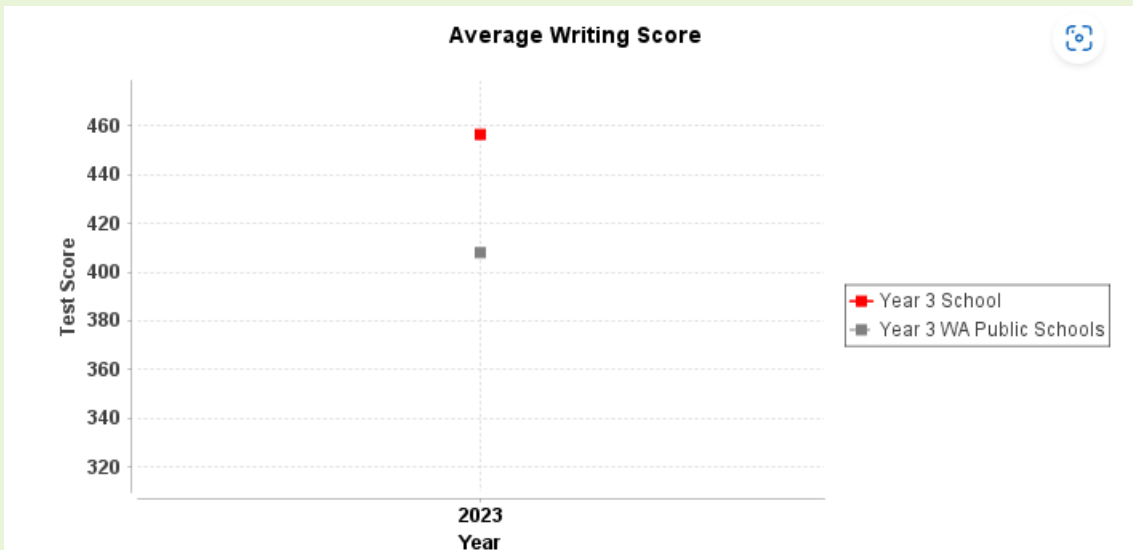
# NAPLAN (Year 3)

## Reading



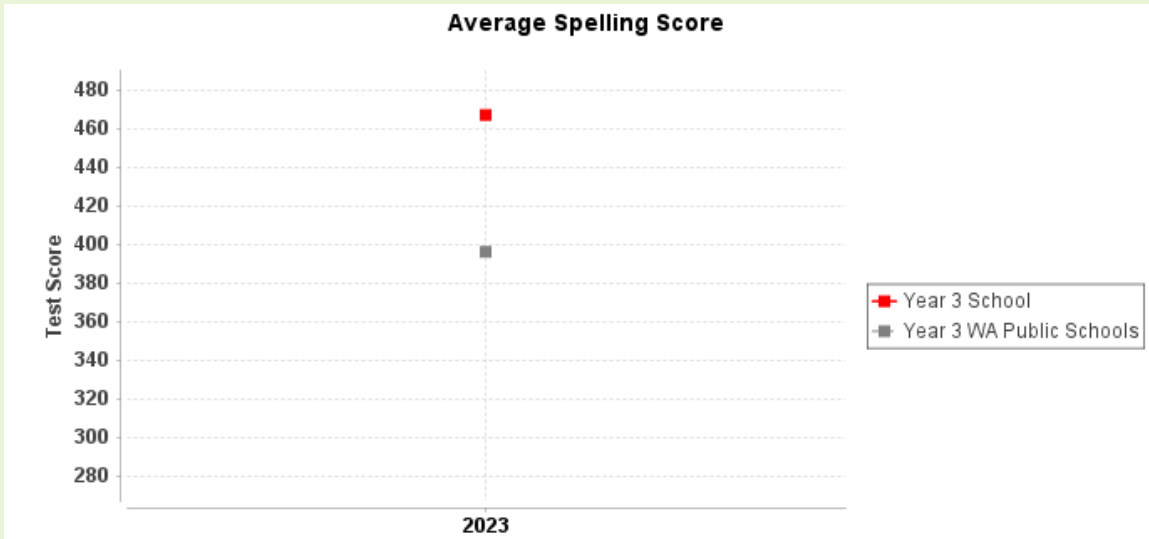
Year	Y03	
	School	WA Public Schools
2023	493	390

## Writing



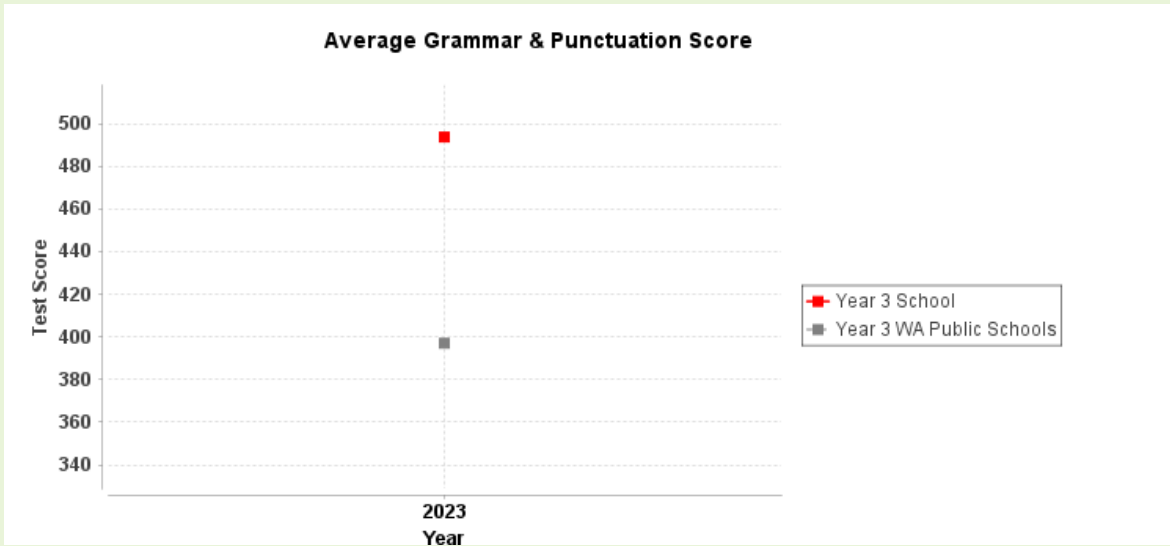
Year	Y03	
	School	WA Public Schools
2023	457	408

# Spelling



Year	Y03	
	School	WA Public Schools
2023	467	396

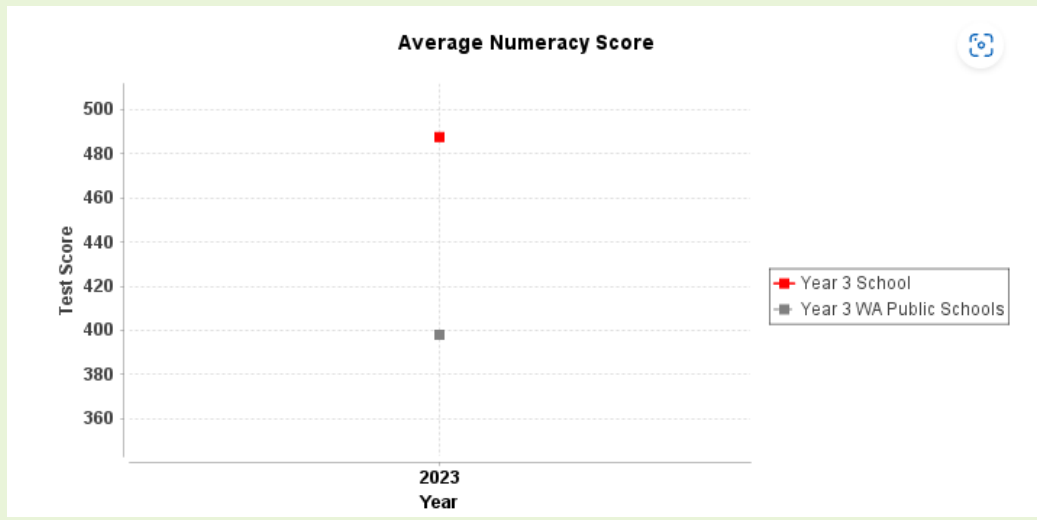
# Grammar and Punctuation



Year	Y03	
	School	WA Public Schools
2023	494	397



## Numeracy



Year	Y03	
	School	WA Public Schools
2023	488	398

## Learning Support Programs

CSOTA ran a variety of support programs in 2023 which were prepared using evidence-based research for students at educational risk. Support ranged from minor adjustments in standard teaching and learning programs, additional teacher time, structured daily individual support lessons to fully tailored individual education programs.

All individual education programs were conferenced with the Support Teacher Learning, teachers, parents and home tutors prior to implementation. During 2023 CSOTA continued to use the SEN planning and reporting tool in the Department of Education's Reporting to Parents package. This enables objectives / goals to be directly reported against at the end of each semester. This assists us in providing detailed feedback to parents regarding student progress. The Support Teacher Learning budget is spent on preparing and resourcing learning support programs during the year. The school receives funding for the STL position but no longer receives the inclusive schools project budget. The school now funds the learning support programs and training to maintain best practice for the support program.

## **Physical Education**

During 2023 each student was encouraged to develop skills and be physically active through daily participation in the CSOTA Physical education logbook activities. The majority of CSOTA students have partaken.

Friday Morning Muster continued this year with a regular cohort of attendees. Students shared their photographs to demonstrate the techniques they were using each week via Seesaw.

Physical education participation awards were given at students at Friday Morning Muster.

CSOTA applied for and received the 'Sporting Schools Grant' which enabled us to purchase and distribute equipment to families to implement the Physical Education Program.

Physical education has also been incorporated into school events with sessions at Home Tutors Seminar, in school days and Activity days. This allowed students to follow up the skills they had been learning during the year. Sports Day was held in Carnarvon with a preceding Activity Day. High numbers of students and families attended. Preparation for Sports Day was incorporated into the Physical Education logbook to familiarise students with events prior to their attendance.

## **ART 2023**

In 2023 we had a dedicated Art teacher provide a whole school Art Program via Zoom. The Art teacher ran weekly lessons with all Year levels (K-6) across the school. The Art program focused on 4 different strands of Art including Visual art, Media art, Dance, Drama and included a separate music lesson each Friday. Through this program we were able to provide the students with an opportunity to experience different forms of art. We covered many aspects of the Visual Art curriculum and incorporated many 'Special Days' such as NAIDOC Week, Mother's Day etc. All Students in the school have actively participated in each strand of the Art program this year.

<b>INCOME - Dec 2023 ( Verified Dec Cash)</b>		
	<b>Current Budget (\$)</b>	<b>Actual YTD (\$)</b>
<b>Carry Forward (Cash)</b>	<b>87,667</b>	<b>87,667</b>
<b>Carry Forward (Salary)</b>	<b>71,031</b>	<b>71,031</b>
<b>STUDENT-CENTRED FUNDING</b>		
Per Student	449,220	449,220
School and Student Characteristics	603,123	603,123
Disability Adjustments	(12,451)	(12,451)
Targeted Initiatives	13,304	13,304
Operational Response Allocation	124,123	124,123
<b>Total Funds:</b>	<b>1,177,319</b>	<b>1,177,319</b>
<b>TRANSFERS AND ADJUSTMENTS</b>		
Regional Allocation	0	0
Transition Adjustment	0	0
School Transfers – Salary	(260,590)	(260,590)
School Transfers - Cash	275,590	275,590
Department Adjustments	0	0
<b>Total Funds:</b>	<b>15,000</b>	<b>15,000</b>
<b>LOCALLY RAISED FUNDS (REVENUE)</b>		
Voluntary Contributions	1,410	1,080
Charges and Fees	8,500	32,959
Fees from Facilities Hire	0	0
Fundraising/Donations/Sponsorships	26,000	15,693
Commonwealth Govt Revenues	0	0
Other State Govt/Local Govt Revenues	0	0
Revenue from CO, Regional Office and Other scho	0	9,831
Other Revenues	300	4,779
Transfer from Reserve or DGR	0	0
Residential Accommodation	0	0
Farm Revenue (Ag and Farm Schools only)	0	0
Camp School Fees (Camp Schools only)	0	0
<b>Total Funds:</b>	<b>36,210</b>	<b>64,342</b>
<b>TOTAL</b>	<b>1,387,227</b>	<b>1,415,359</b>

**EXPENDITURE - Dec 2023 ( Verified Dec Cash)**

	<b>Current Budget (\$)</b>	<b>Actual YTD (\$)</b>
<b>SALARIES</b>		
Appointed Staff	850,485	850,485
New Appointments	0	0
Casual Payments	39,561	39,561
Other Salary Expenditure	320	320
<b>Total Funds:</b>	<b>890,366</b>	<b>890,366</b>
<b>GOODS AND SERVICES (CASH EXPENDITURE)</b>		
Administration	62,973	58,814
Lease Payments	11,500	17,829
Utilities, Facilities and Maintenance	88,650	54,194
Buildings, Property and Equipment	21,530	26,608
Curriculum and Student Services	127,950	99,145
Professional Development	23,000	12,431
Transfer to Reserve	0	0
Other Expenditure	4,020	1,195
Payment to CO, Regional Office and Other schools	20,000	20,200
Residential Operations	0	0
Residential Boarding Fees to CO (Ag Colleges only)	0	0
Farm Operations (Ag and Farm Schools only)	0	0
Farm Revenue to CO (Ag and Farm Schools only)	0	0
Camp School Fees to CO (Camp Schools only)	0	0
<b>Total Funds:</b>	<b>359,623</b>	<b>290,416</b>
<b>TOTAL</b>	<b>1,249,989</b>	<b>1,180,782</b>

**ONE LINE BUDGET - Dec 2023 ( Verified Dec Cash)**

	Current Budget (\$)	Actual YTD (\$)
Carry Forward (Cash):	87,667	87,667
Carry Forward (Salary):	71,031	71,031
<b>INCOME</b>		
Student-Centred Funding (including Transfers & Adjustments):	1,192,319	1,192,319
Locally Raised Funds:	36,210	64,341
<b>Total Funds:</b>	<b>1,387,226</b>	<b>1,415,357</b>
<b>EXPENDITURE</b>		
Salaries:	890,365	890,365
Goods and Services (Cash):	359,623	290,415
<b>Total Expenditure:</b>	<b>1,249,987</b>	<b>1,180,780</b>
<b>VARIANCE:</b>	<b>137,239</b>	<b>234,577</b>

